

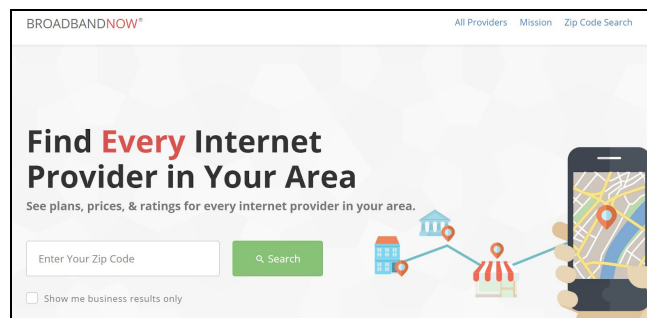
Stay home. Stay healthy. Stay connected.

Tools to Access Broadband at Home

Internet access during the COVID-19 emergency is more important than ever before. A fast, reliable, and affordable internet connection can help each of us stay connected to healthcare services, school coursework, and each other. High-speed internet is not yet available everywhere in Arizona, but there are many special offers and options to help you find low-cost (or no-cost) internet solutions at the time you need them most.

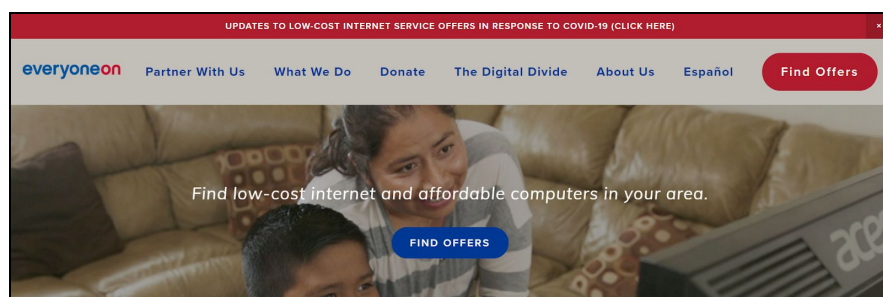
How do I know what service providers are in my area?

To find out what service providers are in your area, and to compare your options, go to BroadbandNow.com and enter your zip code. Many providers are responding to the coronavirus with changes to their plans, including removing data usage caps and offering affordability programs.



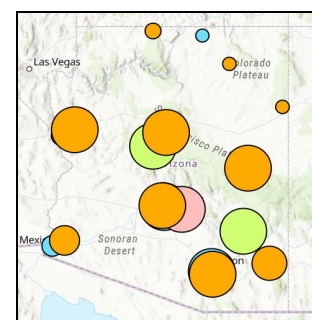
How can I find out if my family is eligible for a low-cost plan?

To find out what low-cost plans are available in your area, and to see if your family might be eligible, go to EveryoneOn.org. There, you can find options applicable to your area and family.



Where can I find public wireless internet hotspots in my area?





The Arizona State Land Department maintains an interactive map of publicly available Wi-Fi hotspots in the state. Users can locate public hotspots near them using the tool, which can be found [here](#).



Internet Service Providers

Provider	Service Area & Offers	Contact
	<p>To see AT&T's coverage area, visit att.com/local/arizona</p> <p><i>Special Offers:</i> All AT&T consumer home internet wireline customers, as well as Fixed Wireless Internet, can use unlimited internet data. Additionally, service will be continued for qualifying limited income households at \$10 a month through the Access from AT&T program.</p>	<p>210-821-4105 Att.com</p>
	<p>To see CenturyLink's coverage area, visit getcenturylink.com/availability.</p>	<p>866-642-0444 CenturyLink.com</p>
	<p>Oro Valley, Marana, Pima County and parts of Tucson</p> <p><i>Special Offers:</i> Unlimited data for no additional charge. New customers receive 60 days of complimentary Internet Essentials service.</p>	<p>800-934-6489 Xfinity.com</p>
	<p>Avondale, Buckeye, Carefree, Chandler, Coolidge, El Mirage, Florence, Fountain Hills, Gilbert, Glendale, Goodyear, Guadalupe, Litchfield Park, Mesa, Paradise Valley, Peoria, Phoenix, Pima County, Pinal County, Queen Creek, Scottsdale, Sierra Vista, Surprise, Tempe, Tolleson and Tucson</p> <p><i>Special Offers:</i> \$19.99 for new Starter internet customers through May 15 and elimination of data usage overages.</p>	<p>800-234-3993 Cox.com</p>
	<p>Maricopa, Sun Lakes, SunBird, Robson Ranch, SaddleBrooke, SaddleBrooke Ranch</p> <p><i>Special Offers:</i> \$15 a month, 10 Mbps product that includes a modem and router and free install for families with K-12 students eligible for the free and reduced meal program. Service area includes Maricopa and Sun Lakes.</p>	<p>800-998-8084 Orbitelcom.com</p>
	<p>Bisbee, Cottonwood, Globe-Miami, Page, Prescott, Safford, Show Low, Lakeside, Pinetop and Winslow</p> <p><i>Special Offers:</i> 15 Mbps internet for \$10 per month for the next 60 days for low income families. Unlimited data is available for all internet services for 30 days to all customers.</p>	<p>877-692-2253 Sparklight.com</p>
	<p>Yuma</p> <p><i>Special Offers:</i> Free access to broadband and Wi-Fi for 60 days and for new K-12 and college student households</p>	<p>833-267-6094 Charter.com</p>



	<p>To see Sprint's coverage area, visit coverage.sprint.com.</p> <p><i>Special Offers:</i> Unlimited data per month for customers with metered data plans</p>	<p>888-211-4727 Sprint.com</p>
	<p>Bullhead City, Camp Verde, Cottonwood, Flagstaff, Kingman, Lake Havasu City, Lake Montezuma, Oak Creek, Parker, Payson, Pine/Strawberry, Pinewood, Sedona and Verde Village</p> <p><i>Special Offers:</i> K-12 and college students who do not currently have home internet access receive the Altice Advantage service free for 60 days</p>	<p>888-633-0030 Suddenlink.com</p>
	<p>To see T-Mobile's coverage area, visit t-mobile.com/coverage/coverage-map.</p> <p><i>Special Offers:</i> All current T-Mobile and Metro by T-Mobile customers who have plans with data will have unlimited smartphone data for 60 days</p>	<p>800-937-8997 Tmobile.com</p>
	<p>To see Verizon's coverage area, visit verizonwireless.com/featured/our-network.</p> <p><i>Special Offers:</i> Unlimited data for consumer home internet wireline customers and fixed wireless internet customers; two months waived internet and voice service charges for current Lifeline customers and a new affordable internet option for low-income households (\$20 discount per month)</p>	<p>800-922-0204 Verizon.com</p>



Make Your Cell Phone a Wi-Fi Hotspot

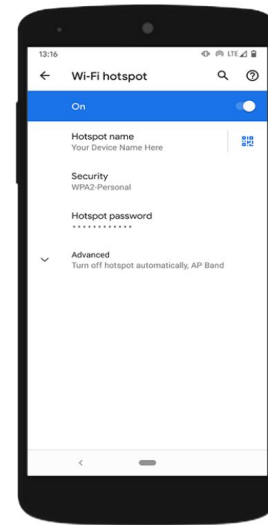
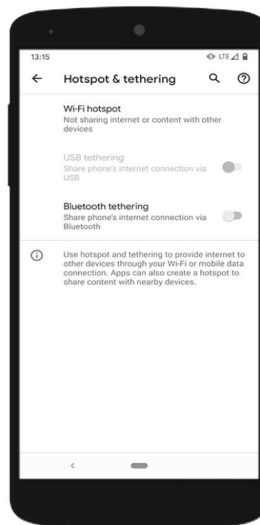
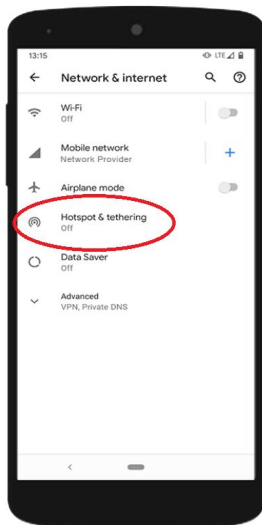
A personal Wi-Fi hotspot can help connect your home computer to the internet using your mobile phone when you do not otherwise have access to a Wi-Fi network. Follow the steps outlined below to turn your smart device into a mobile hotspot. Be sure to check your data plan as your phone as a Wi-Fi hotspot can increase data usage.

Android Devices

Most Android phones can share mobile data by Wi-Fi, Bluetooth, or USB; however, note that some carriers may limit data or charge extra for tethering. Contact your carrier to check.

Turning on your Android's hotspot

1. In the Settings app, tap "Network and Internet" and then "Hotspot & tethering"
2. Tap "Wi-Fi hotspot" and slide or tap from "Off" to "On"
3. To change a setting, like the name or password, tap it. Remove the password, by tapping "Security" and pick "None"



Connecting to your Android Hotspot

To connect using Wi-Fi, open the list of Wi-Fi options on the device you want to connect and select your Android device's hotspot name. Then enter your Android device's hotspot password (if you chose to have one) and click Connect.

To connect using bluetooth, pair your phone with the device you want to connect. Set up the other device to connect by Bluetooth. In your phone's Settings app, under Network & Internet, tap "Hotspot & tethering" and then tap "Bluetooth tethering" and you should be connected.

To connect using a USB cable, connect your phone to the device you want to connect to the internet. In your phone's Settings app, under Network & Internet, tap "Hotspot & tethering" and then tap "USB Tethering" and you should be connected. (Note: Mac computers cannot tether with Android devices using a USB cable.)

To extend your device's battery life while tethering, plug it in and turn off the hotspot when not in use.

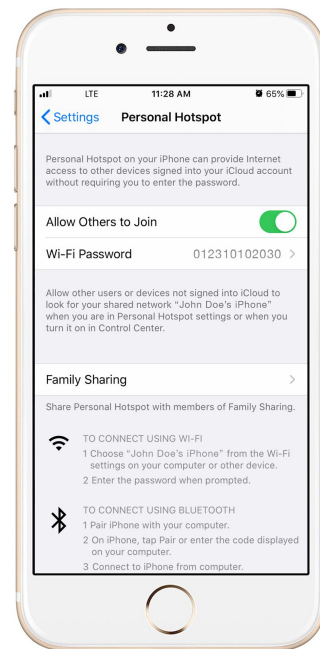
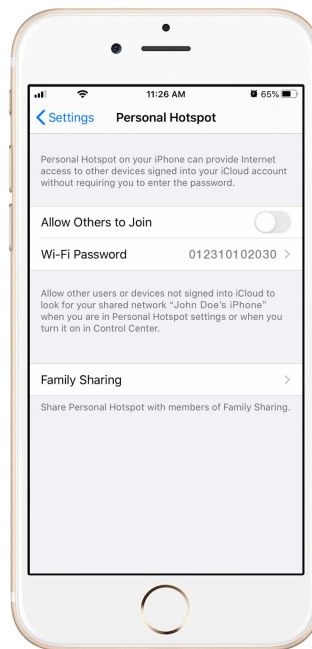
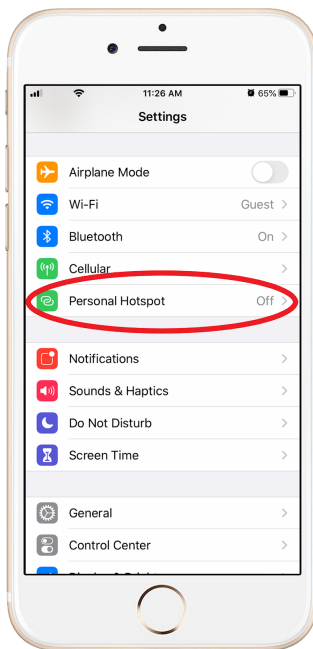


Apple iOS Devices

“Personal Hotspot” on your iPhone can provide internet access to other devices signed into your iCloud account without requiring you to enter the password. For example, if you turn on your Wi-Fi Personal Hotspot on your iPhone and are signed into your iCloud account on your iPad, it will connect automatically without using a Personal Hotspot password.

Turning on Your Personal Hotspot

1. Go to the Settings app. In the first row of settings options, click on “Personal Hotspot” to access hotspot settings.
2. You will see these options. Click the button next to “Allow Others to Join” so it is now green.
3. You may also turn on Family Sharing if other members of your family are set up with iCloud accounts.



Connecting to Your Personal Hotspot

To connect using Wi-Fi, choose the name of your iPhone (for example, “John Doe’s iPhone”) from the Wi-Fi settings on your computer or other device. Enter the password.

To connect using bluetooth, ensure your iPhone is discoverable, go to Setting and click on Bluetooth. Next, go to your device such as a Mac or PC computer or an iPad, and follow manufacturer directions to set up a Bluetooth network connection.

To connect using a USB cable, ensure you have iTunes on your computer. Connect your iPhone or iPad with the USB cable. If you see an alert that pops up tap, “Trust this Computer”

If you do not see the option for a Personal Hotspot, contact your service carrier to ensure you have access to Personal Hotspot with your data plan.